

**SERIES 37700 Power Relay & Power Fuse Modules (PRM/PFM)**

**NEW  
PRODUCT  
BULLETIN**

The **PRM** and **PFM** combine fuses and power relays into compact **sealed** modules suitable for the most demanding environments. They are capable of switching and protecting high current loads, and are perfect for light to heavy-duty applications. Internal circuitry simplifies harnessing, thus reducing overall system cost.



Relay signal connector  
Mates with Tyco AMPSEAL® 16 series  
or Delphi Packard Metri-Pack®150 series.

Steel mounting sleeve  
Allows for single bolt installation.

Sealed relay  
12Vdc, 70A NO; 24Vdc, 35A NO.  
Life: 100k cycles @ 12Vdc, 60A or @24Vdc, 40A

800 Series terminal output option  
For use with Bussmann Series 32004 connector.  
Provides plug-and-play installation.

Counter rotation feature (CRF)  
Prevents rotation during  
single bolt installation.

M6 stud output option- 1 switched, 1 non-switched.  
Optional stud caps to protect from accidental shorts.  
Bus bars available for joining to other Bussmann  
PDMs (i.e. Series 15300 RTMR, 31000 VEC, etc.)

Female MAXI® inline fuses  
rated up to 60A @ 32Vdc each.  
(Bussmann series FMX).

Rugged M8 power  
input studs. Bus bars and  
stud caps available  
for joining multiple inputs.

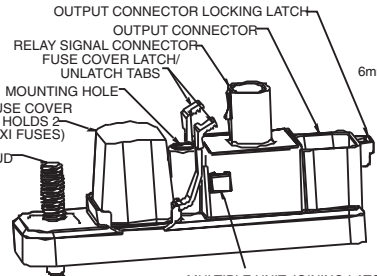
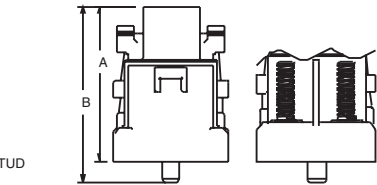
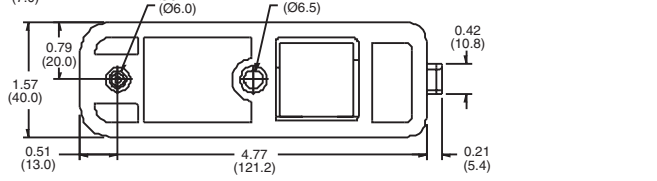
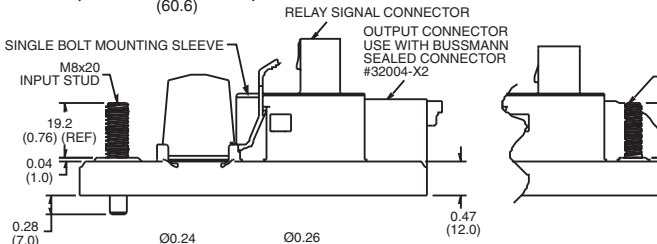
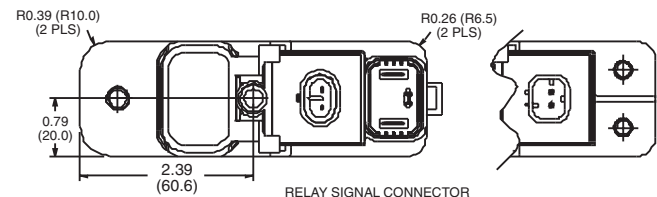
With fuse chamber seal and cover installed,  
the PRM/PFM is rated to IP66.



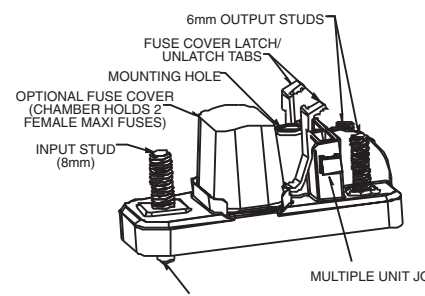
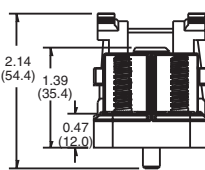
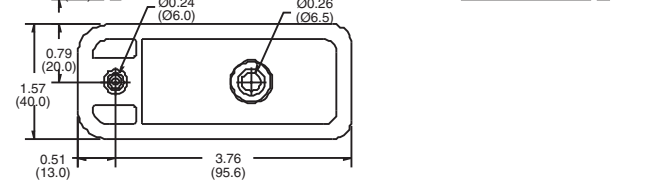
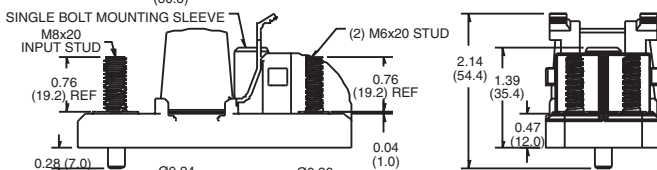
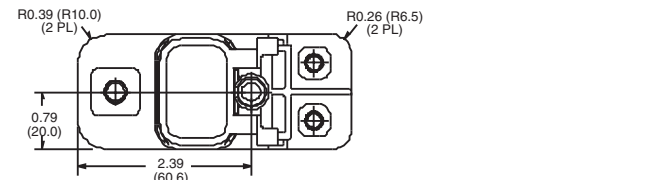
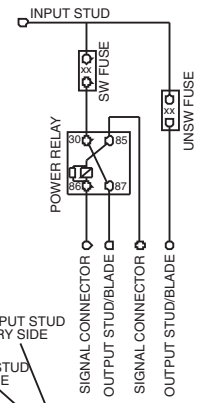
**Dimensions** (All dimensions shown for reference only. Consult factory for latest prints.)

RELAY SIGNAL OPTION*	DIM "A"	DIM "B"
DELPHI 150 SERIES	2.15 (54.5)	2.42 (61.5)
TYCO AMPSEAL® 16	2.05 (52.1)	2.33 (59.1)

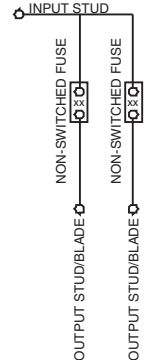
\* (DOES NOT INCLUDE HEIGHT OF MATING CONNECTORS)



OPTIONAL COUNTER ROTATION FEATURE (CRF)



OPTIONAL COUNTER ROTATION FEATURE (CRF)



## PART NUMBERING SYSTEM

Series/ Module Type	Output/Signal Connector Type	Signal Key (PRM only)	Output Key	Nonswitched Value	Switched Fuse (Right Side)	Cover Option	Hardware Option
37701	1	N					
PFM							
37702							
12V PRM							
37703							
24V PRM							

- \*1 - Stud/Delphi
- 2 - Connector/Delphi
- 3 - Stud/AMP®
- 4 - Connector/AMP®
- A - Black (Delphi only)
- B - Grey (AMP® or Delphi)
- C - Green (AMP® only)
- F - Red (AMP® only)
- Y - Yellow (AMP® only)
- N - Stud output (no key)
- A - Black
- B - Grey
- 0 - None
- 2 - 20 amps
- 3 - 30 amps
- 4 - 40 amps
- 5 - 50 amps
- 6 - 60 amps
- 0 - None
- 2 - 20 amps
- 3 - 30 amps
- 4 - 40 amps
- 5 - 50 amps
- 6 - 60 amps
- 0 - No cover
- 1 - Cover (bulk)
- 2 - Cover (installed)
- 0 - None
- 1 - Nuts (bulk)
- 2 - Nuts (installed)
- 3 - CRF
- 4 - CRF, nuts (bulk)
- 5 - CRF, nuts (installed)

\*PFM always uses this option.



175 Hansen Court • Wood Dale, IL 60191-1145  
 Customer Satisfaction Phone: 888-867-8194 • Technical Support Phone: 888-478-8324  
 Transportation Products Fax: 800-832-9873 • Web Site: www.coopertp.com